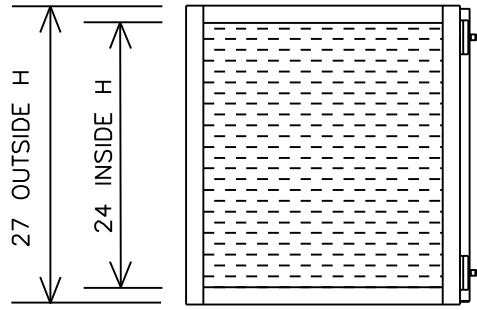
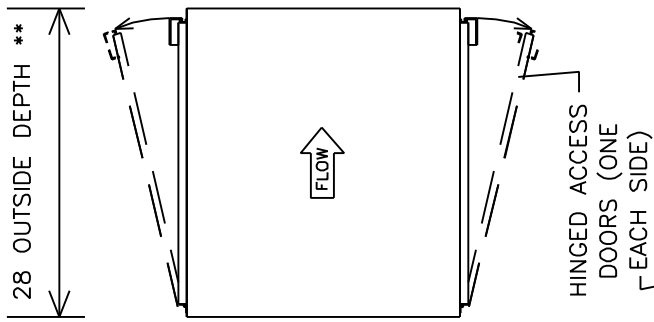
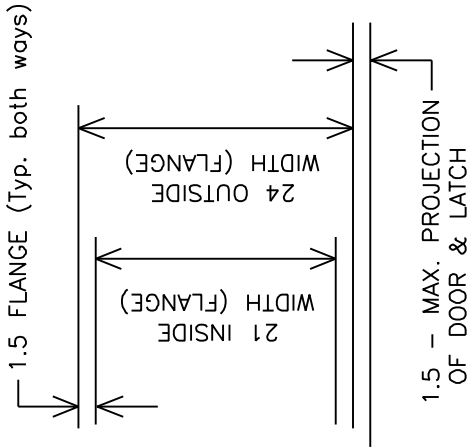


** ADD 4" to depth for 4" depth pre & post filter panels; change model no. to SA1H1W-4P-18-4F

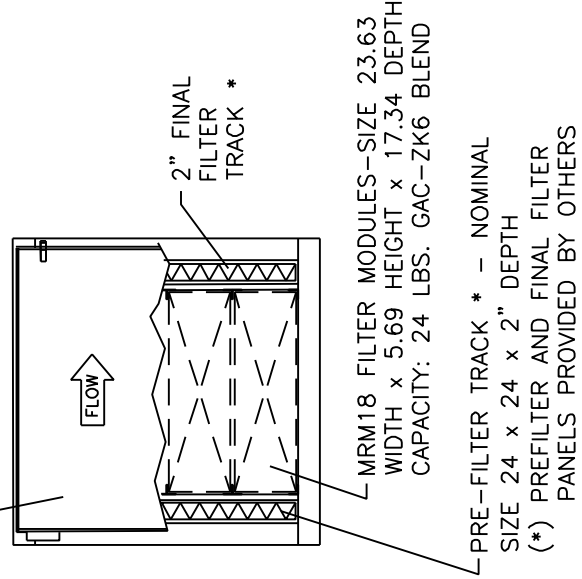


END VIEW FACING OUTLET



MODEL NO. SA1H1W-2P-18-2F	
SA	- SIDE ACCESS HOUSING
1H	- 1 MODULE HIGH
1W	- 1 MODULE WIDE
2P	- 2 IN. DEPTH PREFILTER *
18	- MRM-18 CARBON MODULES
2F	- 2 IN. DEPTH FINAL FILTER *

- 4 MRM18s @ 24 LB. GAC-ZK6 BLEND
- EACH = TOTAL MEDIA WEIGHT (LBS.) 96
- + 4 EMPTY 18s @ 8 LB. EACH 32
- + APPROX. EMPTY HOUSING WEIGHT 183
- + 2" DEPTH PRE & FINAL FILTERS * 4
- TOTAL APPROX. OPERATING WEIGHT 315



PROPRIETARY DRAWING			
DRAWING MAY NOT BE USED OR REPRODUCED WITHOUT WRITTEN AUTHORIZATION OF CGL, INC.			
DIMENSIONS ARE FOR REFERENCE ONLY. DO NOT USE FOR CONSTRUCTION UNLESS MARKED "CERTIFIED" BY CGL.			
REV.	DATE	BY	REMARKS
A	04/11/11	JMB	Add depth options for 4" pre & post filter panels
--	08/08/06	JMB	ORIGINAL ISSUE

CAMERON GREAT LAKES, INC.

2336 NW 29th AVE. TEL. 800-777-4044
 PORTLAND, OR 97210 FAX 503-225-0137

DRAWN: JMB	TITLE: GENERAL ARRANGEMENT MODEL NO. SA1H1W-2P-18-2F SIDE ACCESS FILTER HOUSING
CHECKED: PJJ	
APPROVED: JMB	SCALE: N.T.S.
DVG NO. SA1H1W-2P-18-2F	

MATERIALS - HOUSING: 16 GA. CR CARBON STEEL, STITCH WELDED & CAULKED. ALUMINIZED FINISH IS STANDARD. ENAMEL PAINT FINISH IS AN EXTRA COST OPTION.

MODULES: 16 GA. CR STEEL WITH 26 GA. PERF. SCREENS (.077" HOLES ON 7/64" STAGGERED CENTERS), BLACK POWDER FINISH

APPROX. PRESSURE DROP WITH CLEAN 2" FILTER PANELS: 1.1" W.G. AT MAXIMUM 2000 CFM AIR FLOW